

Lock 500 Series

Multi-point rim lock system

The Mul-T-Lock Lock 500 series is a multi-point rim lock solution designated for reinforcing security in standard commercial doors and windows (metal or wood). Useable as an additional locking system for adding strength to vulnerable areas or as a primary locking solution, the Lock 500 can be installed both horizontally and vertically on patio and garage doors, shutters, balconies, cabinets and more.

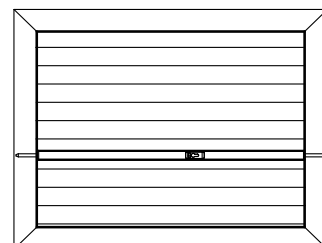
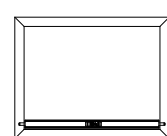
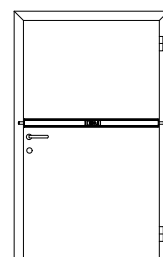
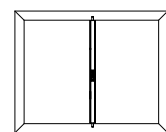
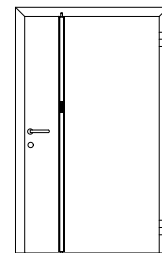

The Lock 500 is equipped with innovations that are new to the product category. Mul-T-Lock has developed a patented, dual-position dead lock mechanism constructed from industrial-strength steel with a 14 mm diameter. The specially designed double steel bolt has an adjustable stroke – as short as 35mm or as long as 95 – enabling the dead bolt to slide far deeper into the striking box and making it significantly more difficult to pry open. A unique and sturdy threaded bolt, with a long and accessible guiding element, provides an added dimension of flexibility to the installation process.

A gear driven mechanism provides smooth operation, making it an accessible product for both children and older people to use. Flexible keying options (master key, keyed alike, keyed different) are available, and Mul-T-Lock's variety of high security cylinder systems (Classic, 7x7, Integrator, Interactive, Interactive CLIQ) can be incorporated into the product according to customer preference.

Standards compliant – CEN 1627 Gr. 3

Extra hardware available – cylinder protector, thumbturn knob & accessories. All cylinder and handle accessories are finished according to the specified lock/profile color.

Available in durable epoxy coatings – including white, brown, and black, which makes it suitable for most environments.



Lock 500 Series Ordering Information

Lock type

R Regular Lock

H Lock for existing handle

C Lock with opening for existing handle & cylinder (Euro profile)

R	X	L	-	H	-	W	-	CC
---	---	---	---	---	---	---	---	----

X - Lock colour

W White

B Black

M Brown

L - Lock Total length (mm)

See table of available lengths on relevant pages.

H - Backset Distance between bottom to centre of cylinder plug (mm)

See table of options on relevant page.

W - Distance between lock opening for existing handle to lock cylinder (mm)

See table of options on relevant page.

CC - Distance between lock opening for existing handle to lock opening for existing cylinder (mm)

See table of options on relevant page.



Lock 500-R

Application

Rim lock (2-point locking). Suitable for residential and commercial locking solutions such as: doors (metal/wood), windows, rolling shutters, garage doors, patio doors cabinets etc.

Operation

Suitable for Mul-T-Lock Euro profile cylinder.
Pat. Pending mechanism, adjustable between two options

of bolt extension 35/95. 360°/720 key rotation for dead bolt action

Options

Available in various lengths, colours and different backsets.

Available Finishes

Available in white, brown and black epoxy painting. Accessories finish is according to lock colour.

Materials

Profile: Aluminium alloy.
Bolts: Steel.

#	Ordering Code	L	H	Bolt Stroke
1*	500RX750-400*	750*	400*	35/95*
2	500RX800-400	800	400	35/95
3	500RX1000-500	1000	500	35/95
4	500RX1200-500	1200	500	35/95
5	500RX2250-1100	2250	1100	35/95
6	500RX2500-1100	2500	1100	35/95
7	500RX3000-1100	3000	1100	35/95
8	500RX3000-1500	3000	1500	35/95

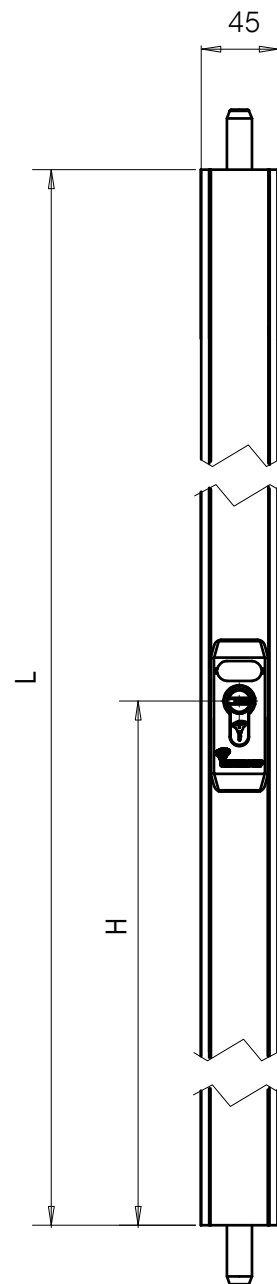
*ONE BOLT ONLY

Note: X represents lock colour you have to replace it with one of the following:

W White

B Black

M Brown



Lock 500-H

Application

Rim lock (2-point locking). Suitable for residential and commercial locking solutions such as: doors (metal/wood), windows, rolling shutters, garage doors, patio doors cabinets etc.

Operation

Suitable for Mul-T-Lock Euro profile cylinder.
Pat. Pending mechanism, adjustable between two options

of bolt extension 35/95. 360°/720 key rotation for dead bolt action

Options

Available in various lengths, colours and different backsets.

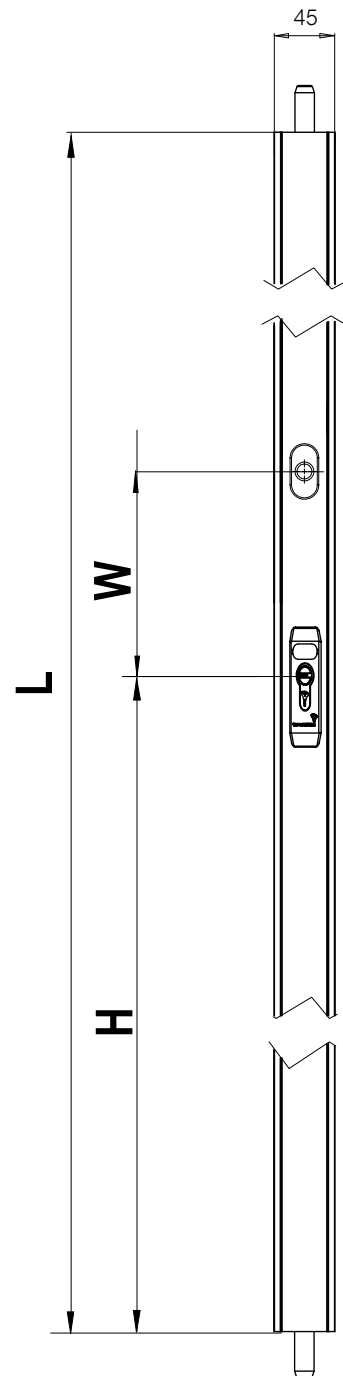
Available Finishes

Available in white, brown and black epoxy painting. Accessories finish is according to lock colour.

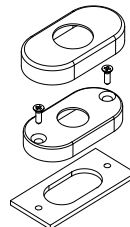
Materials

Profile: Aluminium alloy.
Bolts: Steel.

#	Ordering code	L	H	W	Bolt Stroke
1	500HX1200-339-161	1200	340	161	35
2	500HX2500-860-240	2500	860	240	35/95
3	500HX3000-860-240	3000	860	240	35/95



Handle cover kit supplied as standard for H models



Note: X represents lock colour you have to replace it with one of the following:

W White

B Black

M Brown



Lock 500-C

Application

Rim lock (2-point locking). Suitable for residential and commercial locking solutions such as: doors (metal/wood), windows, rolling shutters, garage doors, patio doors cabinets etc.

Operation

Suitable for Mul-T-Lock Euro profile cylinder.
Pat. Pending mechanism, adjustable between two options

of bolt extension 35/95. 360°/720 key rotation for dead bolt action

Options

Available in various lengths, colours and different backsets.

Available Finishes

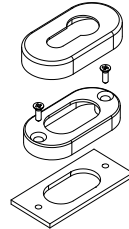
Available in white, brown and black epoxy painting. Accessories finish is according to lock colour.

Materials

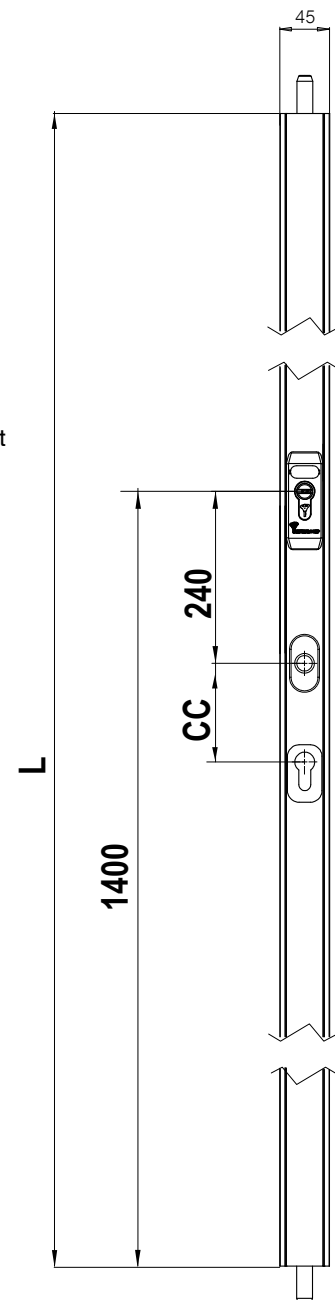
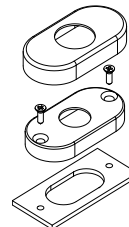
Profile: Aluminium alloy.
Bolts: Steel.

#	Ordering Code	L	CC	Bolt Stroke
1	500CX2250-1400-240-70/72	2250	70/72	35/95
2	500CX2250-1400-240-78	2250	78	35/95
3	500CX2250-1400-240-82/85	2250	82/85	35/95
4	500CX2250-1400-240-90/92	2250	90/92	35/95
5	500CX2250-1400-240-110	2250	110	35/95
5	500CX2500-1400-240-70/72	2500	70/72	35/95
7	500CX2500-1400-240-78	2500	78	35/95
8	500CX2500-1400-240-82/85	2500	82/85	35/95
9	500CX2500-1400-240-90/92	2500	90/92	35/95
10	500CX2500-1400-240-110	2500	110	35/95
11	500CX3000-1400-240-70/72	3000	70/72	35/95
12	500CX3000-1400-240-78	3000	78	35/95
13	500CX3000-1400-240-82/85	3000	82/85	35/95
14	500CX3000-1400-240-90/92	3000	90/92	35/95
15	500CX3000-1400-240-110	3000	110	35/95

Cylinder cover kit supplied as standard for C models



Handle cover kit supplied as standard for C models



Note: X represents lock colour you have to replace it with one of the following:

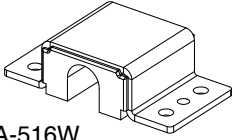
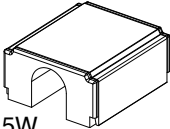
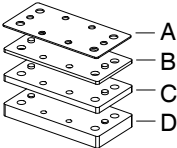
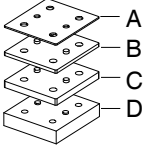
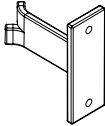
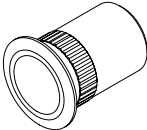
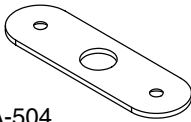
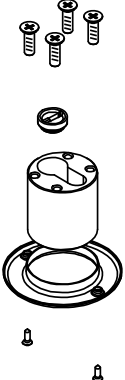
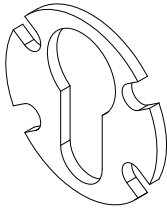
W White
B Black
M Brown

M.5Ev2



Lock 500 Series

Available Accessories

Strikes			Strikes		
#	Description		#	Description	
1	Reinforced strike box	 A-516W A-516B A-516M	4	Strike box	 A-515W A-515B A-515M
2	Spacers for Reinforced strike box	 A-519A-1mm W/B/M A-519B-2.5mm W/B/M A-519C-5mm W/B/M A-519D-10mm W/B/M	5	Spacers for strike box	 A-518A-1mm W/B/M A-518B-2.5mm W/B/M A-518C-5mm W/B/M A-518D-10mm W/B/M
3	Base for wall installation (concrete)	 A-506	6	Floor sleeve	 A-502
			3	Flat strike	 A-504
Accessories for double cylinder			Accessories for double cylinder		
1 Screws 2 External escutcheon Nickel satin finish 3 External cylinder protector Nickel satin finish 4 Anti-drilling rotating disk 5 Connecting screws	 A-507		Spacer for cylinder protector 2.5mm	 A-508	

